



ACS01

**ACCESS CONTROL
SYSTEM**

**CONVENIENT,
FLEXIBLE,
SECURE.**

CAME 

CAME.COM



ACS01

ACS01 is the access control system specifically developed to provide a practical solution for different scenarios.

It is capable of controlling a single gate through a badge reader, or of managing a complex system with several gates, several control devices and a potentially infinite number of users.

CUTTING-EDGE TECHNOLOGY AND WIDE VERSATILITY

- To enable access for residents, employees, visitors or customers.
- To manage automations, access gates and electronically controllable devices.
- To protect different areas from unauthorized access.
- To track users or to count and regulate access.
- To profile individual users, groups and authorized zones.


COMPATIBLE WITH ALL AUTOMATIONS

For controlling gates and enabling users to access them according to their needs.

MODULAR AND EXPANDABLE

With auto-configuration of additional units and multi-site management of up to 10,000 users per site.





**TO MANAGE
UP TO
10,000 USERS
IN EVERY
SITUATION**

**EASY TO
INSTALL**

Thanks to POE or 12 - 24 V power supply and cable, Wi-Fi or 4G connection.

**EASY TO
CONFIGURE**

Thanks to the self-configuring system and the Web App (online interface), no software installation is required.

**EASY TO
MANAGE**

The user-friendly Web App can be accessed from any device and from any location, so there is no need to install any software and no need for specialized personnel.

AS SIMPLE AS USING AN APP

CAME.COM

ACS01 is easy to install and can be managed even by non-specialized personnel, using any PC or smartphone connected to the Internet.

The system is managed using a web interface, but at the same time it provides direct access to the control modules if there is no network connection.

ACS01 is equipped with the AUTOMATIC SYNCHRONIZATION function for the associated devices and the installation software makes it possible to configure the system in a few simple steps with preconfigured options. Furthermore, any additional module installed to expand the system automatically inherits the settings without the need for a new configuration procedure.

ACS01 is fully compatible not only with all CAME automations, but also with third party devices with Wiegand™ interface, such as badge readers, keypads and UHF antennas.



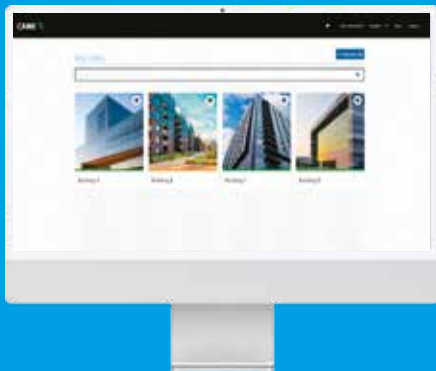
No software to install



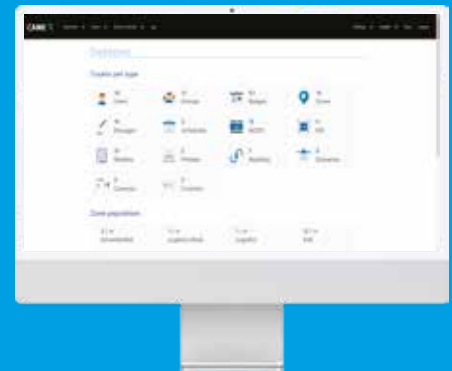
WEB APP

The access control is managed by an online platform and therefore does not require the installation of software on a PC. This means that ACS01 can be managed from any PC or smartphone, even remotely via an Internet connection.

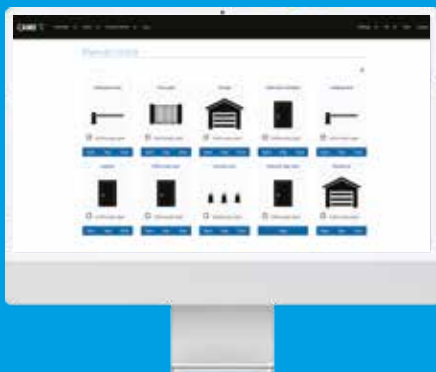
The guided configuration and the user-friendly interface make this system easy to use for anyone without the need for specialized personnel. Even firmware and software updates are managed through notifications and automatic processes, without the need for any intervention by a technician.



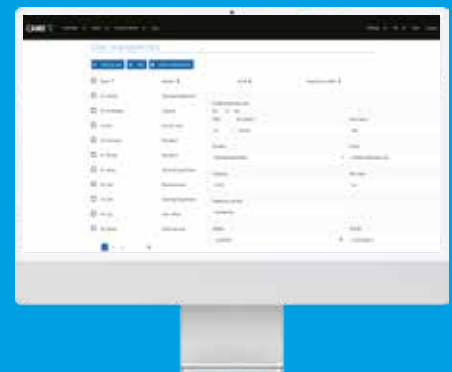
MULTI-SITE MANAGEMENT



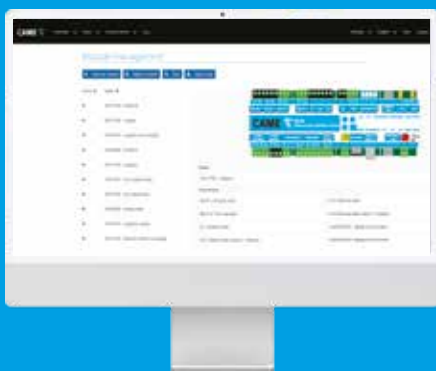
INTUITIVE CONTROL PANEL



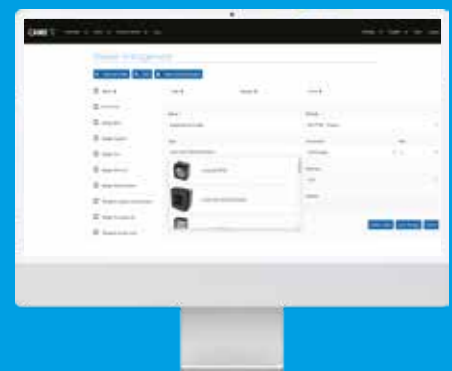
MANUAL MANAGEMENT



USER MANAGEMENT



MODULES CONFIGURATION



**CONTROL DEVICES
MANAGEMENT**

DATA CONNECTION AND SECURITY

CAME.COM

For maximum convenience in different contexts, ACS01 is available in 3 versions, each with a specific connection technology:



ETHERNET

The control board is fitted with an Ethernet port for local and remote connection via cable, the ideal solution in case of already wired contexts with short distances.



WI-FI

For unwired contexts or for installations with a large number of devices, wireless technology makes communication between the various electronic boards possible in a practical and convenient way.



4G DATA

If there is no wired or wireless Internet network, 4G technology guarantees a reliable connection even for devices installed in isolated contexts.

LOCAL CONTROL

The ACS01 system is based on a Web App for configuration, user management and access monitoring. The software, however, is embedded in the control unit and all sensitive data, profiles and settings are physically located in the device. This allows compliance with GDPR principles and allows the entire system to be managed locally. In fact, in case of need or malfunction of the Internet network, the system can work perfectly in off-line mode, through direct connection via cable or Wi-Fi to any of the ACS01 control units making up the system. An integrated clock ensures synchronization in the event of a power failure, while information is automatically updated as soon as the network connection is available again.



MANAGEMENT OF ALL AUTOMATIONS

A single platform for controlling all vehicle and pedestrian gates increases security levels and considerably reduces complexity and management costs. ACS01 is the ideal access management solution for both individual gates and complex structures with multiple types of connected automation.

Furthermore, ACS01 can manage any device that can be electronically controlled by dry contacts, such as electric locks or lights.



Gates



Barriers



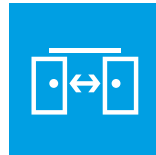
Garage
Doors



Industrial
Doors



Turnstiles



Automatic
Doors



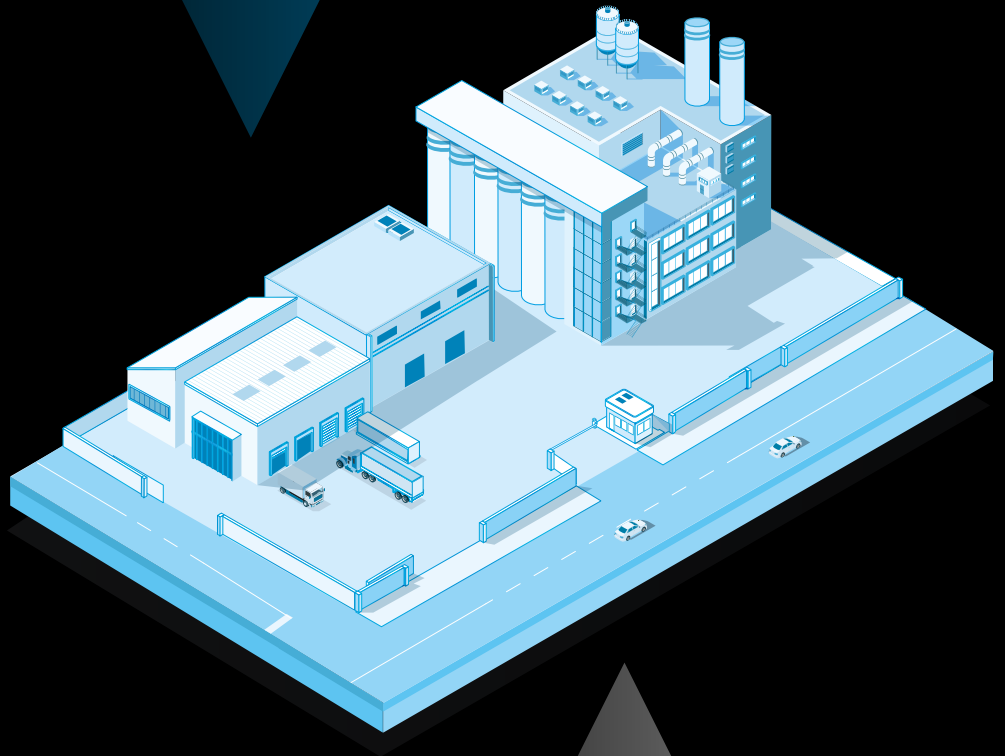
CONFIGURATION
EXAMPLE

COMPANY/ INDUSTRY



CONTROL DEVICES

- Badge reader
- Video entry system
- Code keypad
- Vehicular antenna



CONTROLLED DEVICES

- Vehicle access barrier
- Garage door
- Electric locks of pedestrian gates
- Access door to common areas
- Timed warehouse lights

CONFIGURATION
EXAMPLE

OFFICE COMPLEX



CONTROL DEVICES

- Badge reader
- Video entry system
- Code keypad
- Vehicular antenna
- Personal antenna



CONTROLLED DEVICES

- Vehicle access barrier
- Underground garage door
- Electric entrance door locks
- Automatic pedestrian door
- Access gates to dedicated floors
- Access doors to dedicated floors or areas
- Access doors to the canteen or relaxation area

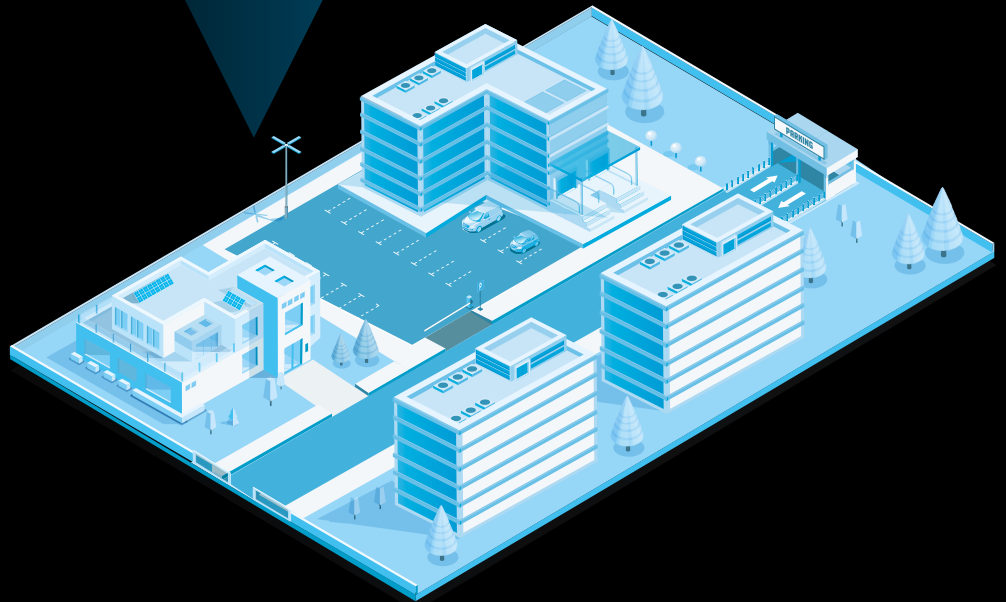
CONFIGURATION
EXAMPLE

RESIDENTIAL COMPLEX



CONTROL DEVICES

- Video entry system
- Badge reader
- Code keypad
- Vehicular antenna



CONTROLLED DEVICES


- Vehicle access barrier
- Vehicle gate
- Electric locks of pedestrian gates
- Garage door
- Electric entrance door locks
- Automatic pedestrian door
- Timed lights in common areas

CONFIGURATION
EXAMPLE
**SPORTS
CENTER**



CONTROL DEVICES

- Badge reader
- Video entry system
- Code keypad



CONTROLLED DEVICES

- Turnstiles
- Electric locks of pedestrian gates
- Electric entrance door locks
- Automatic pedestrian door
- Electric locks in changing rooms and lockers

CONFIGURATION
EXAMPLE

BED & BREAKFAST



CONTROL DEVICES

- Badge reader
- Code keypad



CONTROLLED DEVICES

- Vehicle gate
- Parking barrier
- Garage door
- Electric locks of pedestrian gates
- Electric entrance door locks
- Automatic pedestrian door
- Access door to common areas
- Configurable lighting scenarios and other devices in rooms

CONFIGURATION
EXAMPLE

CAMPING



CONTROL DEVICES

- Badge reader
- Code keypad
- Vehicular antenna



CONTROLLED DEVICES

- Vehicle access barrier
- Garage door
- Electric locks of pedestrian gates
- Access door to common areas
- Access gates to toilets
- Access door to showers
- Lockers electric locks
- Bike rental unlocking

OTHER TYPES OF APPLICATION

ACS01 not only allows the management of residential and business complexes, sports facilities or accommodation, it is also the best solution for special contexts:



→ CONSTRUCTION SITES AND RESTRICTED ACCESS AREAS

where it is necessary to guarantee site security and allow access only to authorized vehicles and qualified personnel.

→ TEMPORARY EVENTS

such as trade fairs, exhibitions and shows where different users have different authorizations based on specific profiling.

→ WAREHOUSES AND WHOLESALE MARKETS

which have loading/unloading areas, restricted areas and specific times when access is enabled or inhibited.

→ STORAGE AND LOCKER AREAS

for self-service delivery and collection, where it is necessary to authorize forwarders and enable users to open a specific locker for collection.



CAREFREE OPERATION AND MAINTENANCE

The ready-to-use system and automatic configuration simplify all installation and maintenance tasks.

The remote management of the system allows real-time self-diagnosis and immediate intervention if necessary.

Each controller uses redundant technology with automatic backups, ensuring maximum efficiency in any situation.

If a fault occurs in one of the ACS01 control units, all the other connected control units retain the information required for correct operation of the system.

Should it be necessary to replace an ACS01 module, the automatic reconfiguration system allows all data to be imported from the other control units without interrupting operations.

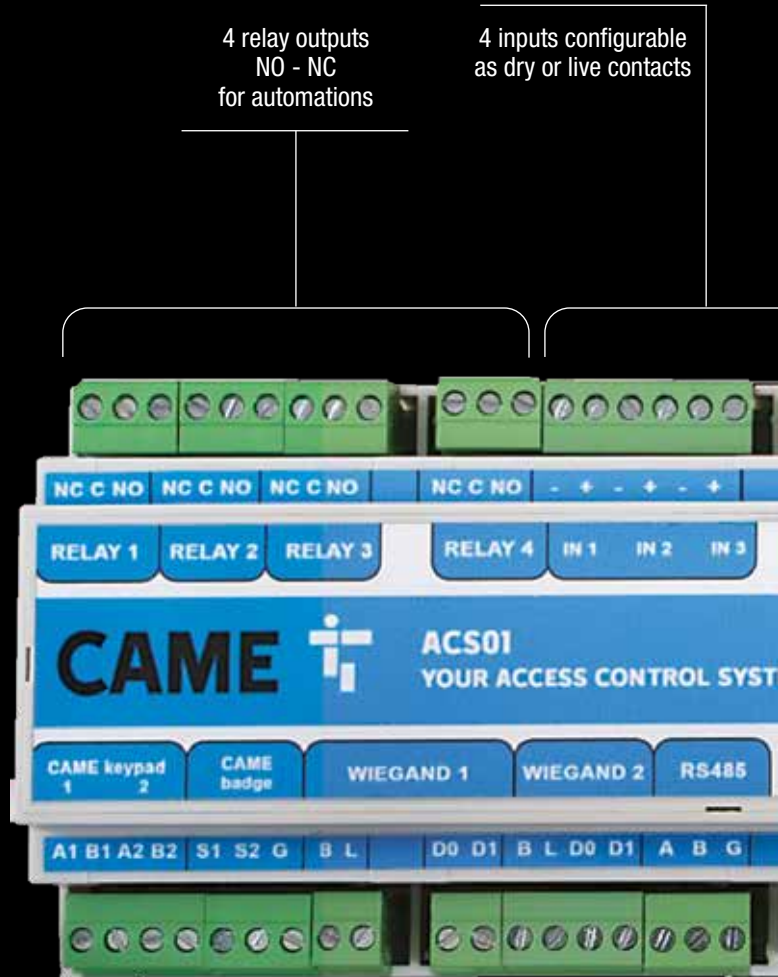



ACS01



4 relay outputs
NO - NC
for automations

4 inputs configurable
as dry or live contacts




Connection to
2 Code keypads
2 Badge Readers

2 WIEGAND™ ports
for devices up to 128
bits



RS232 - RS485 port
for interface with UHF
antennas
or QR reader



CAN BUS port
for RFID and MTM
keypads and
expansion modules

4 switches for
configuring the type of
input contact

SD CARD Slot for
memory expansion

POE
or
12 - 24 Volt DC
Power supply

2 USB ports
for auxiliary devices

TECHNICAL FEATURES

- 12-module DIN rail installation
- Plug-in terminal blocks
- Low power consumption
- Multicore CPU architecture
- Adjustable omnidirectional antennas
- Variant with external antennas available
- On-line or stand-alone operation
- Industrial architecture with redundant critical components

MANAGEMENT OF USERS

ACS01 is a system for advanced management of users and their access credentials. The requirements may be radically different depending on the contexts of use and specific needs.

ENABLING / DISABLING


Enabling/disabling a user, establishing time slots for permission or denial, or locating a user thanks to transit tracking.

MAXIMUM CAPACITY LEVELS

To set maximum capacity levels for an area or room, above which access is denied. A useful function for parking areas and garages as well as for ensuring social distancing in enclosed spaces.

MULTIPLE ACCESS EXCLUSION

Exclude multiple accesses or duplication of badges through the ANTI-PASSBACK function, which monitors inputs to inhibit access to a user if their exit is not previously detected.



REGULAR USERS

Have access to all areas assigned to them at all times.

- *Employees of a company*
- *Employees of an office*
- *Residents of a building complex*



AUTHORIZED USERS

Have specific permissions to access some areas and not others, at certain times and not others.

- *Users of a sports center*
- *Temporary employees*
- *Employees of a specific department*



RESTRICTED USERS

They have limited permissions in terms of time or space to access some areas and not others, or at certain times and not others.

- *Cleaners*
- *Gardeners*
- *Maintainers*



USER GROUPS

These are users who share the same authorizations. With group management it is not necessary to intervene on the permissions of each individual user.

- *Employees on the same shift*
- *Employees on the same floor in an office complex*
- *Visitors from the same department*

FEATURES AND FUNCTIONALITY

ZONES

The system can be operated by homogeneous zones within which user authorizations are granted indiscriminately or profiled according to specific credentials.

This solution reduces the complexity of managing and maintaining users who share the same areas.



TIME SLOTS

With this system it is possible to set up time slots to manage events that are repeated over time, or to enable access for certain users at specific times, or to disable authorizations automatically during closed periods.



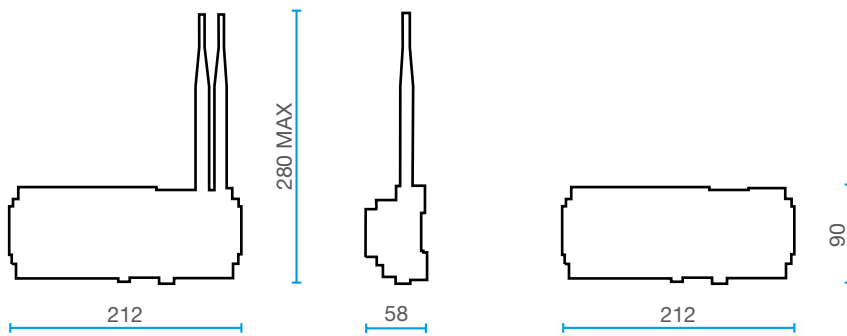
SCENARIOS

ACS01 is a system that enables communication between different devices and links the user's activities to complex scenarios: automatic opening of several gates according to time slots, simultaneous closure of different accesses in the event of a specific event or activation of several devices within the same area.

When a badge is swiped at a vehicle entrance, it is possible to set up the joint opening of the gate and the automatic barrier, or the unlocking of the pedestrian door at the same time as the entrance lights are switched on.



DIMENSIONS



CODES / ITEMS

CODE	ITEM	DESCRIPTION
ETHERNET CONNECTION		
815AC-0010	ACS01MLS	Ethernet access control module.
4G DATA CONNECTION		
815AC-0020	ACS01MGS	4G access control module.
815AC-0021	ACS01MGSE	4G access control module. External antenna.
WI-FI CONNECTION		
815AC-0030	ACS01MWS	Wi-Fi access control module.
815AC-0031	ACS01MWSE	Wi-Fi access control module. External antenna.
ACCESSORIES		
815XG-0020	ACS01RDR	Table-top reader.

© CAME SPA - KADENUBE22 - 2022 - EN
Came reserves the right to make any changes to this document at any time. Even partial reproduction is prohibited.

CAME

CAME S.P.A.
Via Martiri della Libertà, 15
31030 Dosson di Casier
Treviso - ITALY

CAME.COM

We are a leading multinational supplier of integrated high-tech solutions for automating residential, public and urban settings which generate intelligent spaces for the wellbeing of people.

- GATE AUTOMATIONS
- VIDEO ENTRY SYSTEMS
- AUTOMATIONS FOR GARAGES AND INDUSTRIAL DOORS
- AUTOMATIC BARRIERS
- PARKING SYSTEMS
- TURNSTILES AND SPEED GATES
- BOLLARDS AND ROAD BLOCKERS
- HEATING CONTROL
- AUTOMATIC DOORS
- SHUTTER AND BLIND SOLUTIONS
- BURGLAR ALARM SYSTEMS
- HOME AUTOMATION



