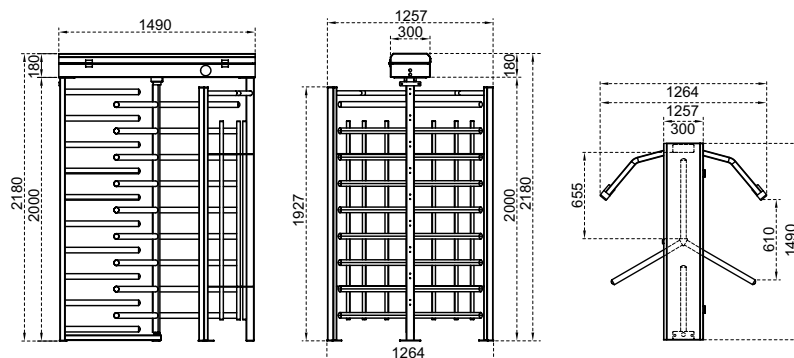


Dimensions (mm)



Technical Features

Place of Use Indoors, outdoors

Operating Temperature, Humidity -20°C/+68°C (opt. -50°C with heater positive), RH 95% non-condensing.

Operating Intensity 100%, 7/24 use.

Built on main carriers and supported with pipe beams on sides, consisting of waterproof and protected top lid with damper for safety. Can be completely disassembled.

Three-section rotor (120°), each having 9 (10 in optional 2120 mm clear passage height) one by one demountable arms. Optionally complies with UK H&S regulation of ≤98 mm gap between upright profiles.

Combination options with different material choices:

Body / Arm Features

	BTC 300	BTC 300-25	BTC 300-100
Body	Electrostatic powder coating on hot-dip galvanized steel	Electrostatic powder coating on hot-dip galvanized steel	304 grade (opt. 316 grade) stainless steel
Arms	Electrostatic powder coating on hot-dip galvanized steel, Ø42x2,5 mm.	304 grade (opt. 316 grade)* stainless steel, Ø40x2,0 mm.	304 grade (opt. 316 grade)* stainless steel, Ø40x2,0 mm.

(*) Finishing : Satine brushed (opt. electrostatic powder coating on stainless steel).

Indicators / Illumination **Status - Direction Indicators** :   LED, standard/LED passageway illumination standard.

Power **Operating Voltage** : 110/220V AC 50/60 Hz. (%±10), 24V DC.
Consumption : ~8,1W at stand-by, during passage ~7,6W (varies according to the options and accessories used).

System operates bi-directionally (entry-exit).

Operating Modes

Operating modes can be adjusted through the buttons and screen on the control card.

Entry - exit controlled Entry controlled, exit free Entry free, exit controlled
Single input both directions use Entry - exit free

Operating System

Electromechanical manual operation (opt. electromechanical motorized operation).

Control System

All functions, parameters and operating modes can be adjusted through the buttons and screen on the control card.

All inputs are opto-coupler protected.

Controllable by dry contact (ground control).

Compatible with all kinds of access control device.

Optional RS232, RS485 or TCP/IP module is available.

Flow Rate

Passage capacity (manual) : max. 48 cycle/min. **Nominal** : ~25 pass/min.

Passage capacity (motorized) : max. 40 cycle/min. **Nominal** : ~20 pass/min.

(nominal passage rate can change depending on the access control system utilized)

Emergency Mode

System allows free passage (entry-exit) in both directions (fail safe). Works compatible with fire warning and similar systems. At the end of an emergency situation, system returns to its normal operating mode.

Power-off Situation


System allows free passage (entry-exit) in both directions (fail safe). Optionally, can be set (fail secure) as; entry-exit locked, entry free-exit locked, or entry locked-exit free. Free passage in chosen direction by manual override key in fail secure option is available.

Weight

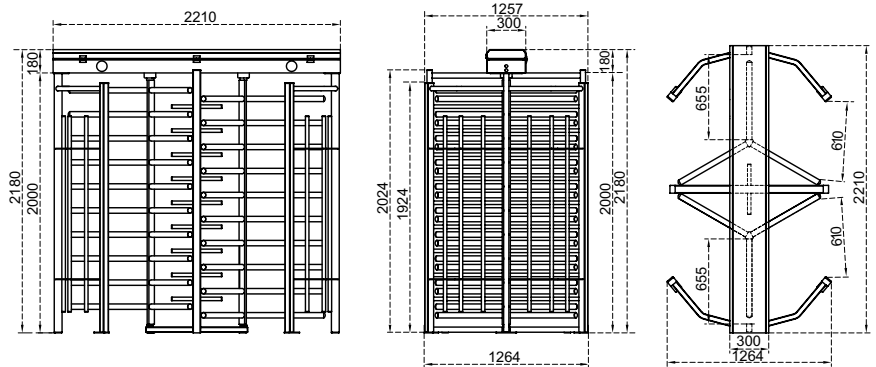
~175 kg

Optional Features and Accessories

Motor driven unit, wireless remote control (receiver-transmitter), manual control, manual override key (with fail secure option), counter (with/without reset), card reader mounting bracket, passage completion sensor, contactless passage sensor (for motorized models), heater positive, canopy, bottom plate (standard or for forklift handling), battery back-up, 316 grade stainless steel, RS232-RS485-TCP/IP modules, limiter, 2120 mm clear passage height, trombone arms, different color choices, compliance with UK H&S regulation of ≤98 mm gap between upright profiles.



Dimensions (mm)



Technical Features

Place of Use	Indoors, outdoors
Operating Temperature, Humidity	-20°C/+68°C (opt. -50°C with heater positive), RH 95% non-condensing.
Operating Intensity	100%, 7/24 use.

Built on main carriers and supported with pipe beams on sides, consisting of waterproof and protected top lid with damper for safety. Can be completely disassembled.

A pair of three-section rotors (120°), each having 10+10 (11+11 in optional 2120 mm clear passage height) one by one demountable arms.

Optionally complies with UK H&S regulation of ≤98 mm gap between upright profiles.

Body / Arm Features

Combination options with different material choices:

	BTC 300 D	BTC 300 D-25	BTC 300 D-100
Body	Electrostatic powder coating on hot-dip galvanized steel	Electrostatic powder coating on hot-dip galvanized steel	304 grade (opt. 316 grade) stainless steel
Arms	Electrostatic powder coating on hot-dip galvanized steel, Ø42x2,5 mm.	304 grade (opt. 316 grade)* stainless steel, Ø40x2,0 mm.	304 grade (opt. 316 grade)* stainless steel, Ø40x2,0 mm.

(*) Finishing : Satine brushed (opt. electrostatic powder coating on stainless steel).

Indicators / Illumination	Status - Direction Indicators : LED, standard/LED passageway illumination standard.
Power	Operating Voltage : 110/220V AC 50/60 Hz. (%±10), 24V DC. Consumption : ~16,2W at stand-by, during passage ~7,6+7,6W (varies according to the options and accessories used).
Operating Modes	System operates bi-directionally (entry-exit). Operating modes can be adjusted through the buttons and screen on the control card. Entry - exit controlled Entry controlled, exit free Entry free, exit controlled Single input both directions use Entry - exit free
Operating System	Electromechanical manual operation (opt. electromechanical motorized operation).
Control System	All functions, parameters and operating modes can be adjusted through the buttons and screen on the control card. All inputs are opto-coupler protected. Controllable by dry contact (ground control). Compatible with all kinds of access control device. Optional RS232, RS485 or TCP/IP module is available.
Flow Rate	Passage capacity (manual) : max. 96 cycle/min. Nominal : ~50 pass/min. Passage capacity (motorized) : max. 80 cycle/min. Nominal : ~40 pass/min. (nominal passage rate can change depending on the access control system utilized)
Emergency Mode	System allows free passage (entry-exit) in both directions (fail safe). Works compatible with fire warning and similar systems. At the end of an emergency situation, system returns to its normal operating mode.
Power-off Situation	System allows free passage (entry-exit) in both directions (fail safe). Optionally, can be set (fail secure) as; entry-exit locked, entry free-exit locked, or entry locked-exit free. Free passage in chosen direction ~by manual override key in fail secure option is available.
Weight	~335 kg
Optional Features and Accessories	Motor driven unit, wireless remote control (receiver-transmitter), manual control, manual override key (with fail secure option), counter (with/without reset), card reader mounting bracket, passage completion sensor, contactless passage sensor (for motorized models), heater positive, canopy, bottom plate (standard or for forklift handling), battery back-up, 316 grade stainless steel, RS232-RS485-TCP/IP modules, limiter, 2120 mm clear passage height, different color choices, compliance with UK H&S regulation of ≤98 mm gap between upright profiles.