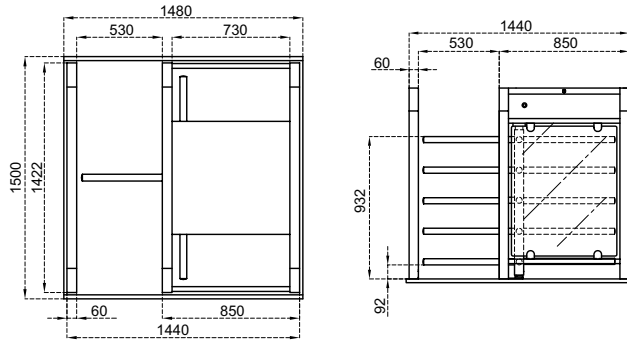


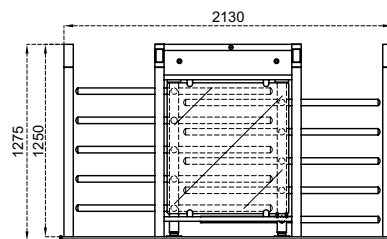
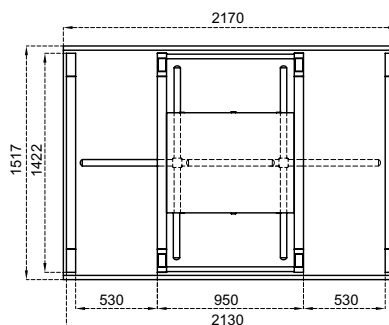
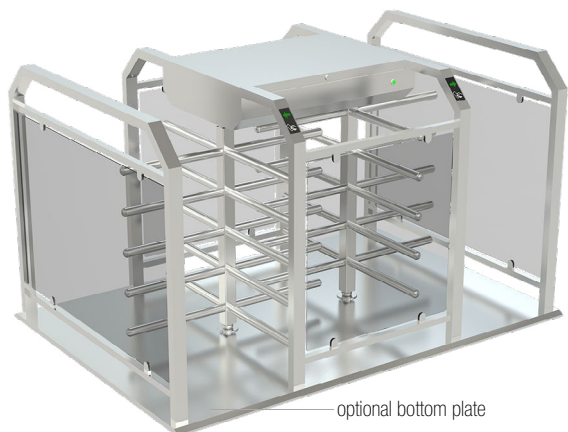
Dimensions (mm)



Technical Features

Place of Use	Indoors, outdoors		
Operating Temperature, Humidity	-20°C/+68°C (opt. -50°C with heater positive), RH 95% non-condensing.		
Operating Intensity	100%, 7/24 use.		
Body / Arm Features	Built on box beam main carriers and contains waterproof protecting top lid. Four-section rotor (90°), each having 5 one by one demountable arms.		
	Combination options with different material choices:		
		HT 400	HT 400-25
Body	Electrostatic powder coating on hot-dip galvanized steel	Electrostatic powder coating on hot-dip galvanized steel	304 grade (opt. 316 grade)* stainless steel
Arms	Electrostatic powder coating on hot-dip galvanized steel, Ø42x2,5 mm.	304 grade (opt. 316 grade)* stainless steel, Ø40x2,0 mm.	304 grade (opt. 316 grade)* stainless steel, Ø40x2,0 mm.
(*) Finishing : Satine brushed (opt. electrostatic powder coating on stainless steel).			
Indicators	Status - Direction Indicators : DOT MATRIX LED, standard. Passage Indicators : LED standard.		
Power	Operating Voltage : 110/220V AC 50/60 Hz. (±10%), 24V DC. Consumption : ~14W at stand-by, max ~50W (varies according to the options and accessories used).		
Operating Modes	System operates bi-directionally (entry-exit). Operating modes can be adjusted through the buttons and screen on the control card. Entry - exit controlled Entry controlled, exit free Entry free, exit controlled Single input both directions use Entry - exit free		
Operating System	Electromechanical manual operation (opt. electromechanical motorized operation).		
Control System	All functions, parameters and operating modes can be adjusted through the buttons and screen on the control card. All inputs are opto-coupler protected. Controllable by dry contact (ground control). Compatible with all kinds of access control device. Optional RS232, RS485 or TCP/IP module is available.		
Flow Rate	Passage capacity (manual) : max. 50 cycle/min. Nominal : ~25 pass/min. Passage capacity (motorized) : max. 34 cycle/min. Nominal : ~18 pass/min. (nominal passage rate can change depending on the access control system utilized)		
Emergency Mode	System allows free passage (entry-exit) in both directions (fail safe). Works compatible with fire warning and similar systems. At the end of an emergency situation, system returns to its normal operating mode.		
Power-off Situation	System allows free passage (entry-exit) in both directions (fail safe). Optionally, can be set (fail secure) as; entry-exit locked, entry free-exit locked, or entry locked-exit free. Free passage in chosen direction by manual override key in fail secure option is available.		
Weight	~150 kg		
Optional Features and Accessories	Motor driven unit, wireless remote control (receiver-transmitter), manual control, manual override key (with fail secure option), counter (with/without reset), card reader mounting bracket, passage completion sensor, contactless passage sensor (for motorized models), heater positive, bottom plate (standard or for forklift handling), battery back-up, 316 grade stainless steel, RS232-RS485-TCP/IP modules, limiter, different color choices.		

Dimensions (mm)



Technical Features

Place of Use	Indoors, outdoors
Operating Temperature, Humidity	-20°C/+68°C (opt. -50°C with heater positive), RH 95% non-condensing.
Operating Intensity	100%, 7/24 use.

Built on box beam main carriers and contains waterproof protecting top lid.
Four-section rotor (90°), each having 5 one by one demountable arms.

Combination options with different material choices:

Body / Arm Features	HT 400 D	HT 400 D-25	HT 400 D-100
Body	Electrostatic powder coating on hot-dip galvanized steel	Electrostatic powder coating on hot-dip galvanized steel	304 grade (opt. 316 grade)* stainless steel
Arms	Electrostatic powder coating on hot-dip galvanized steel, Ø42x2,5 mm.	304 grade (opt. 316 grade)* stainless steel, Ø40x2,0 mm.	304 grade (opt. 316 grade)* stainless steel, Ø40x2,0 mm.

(*) Finishing : Satine brushed (opt. electrostatic powder coating on stainless steel).

Indicators	Status - Direction Indicators : DOT MATRIX LED, standard. Passage Indicators : LED standard.
Power	Operating Voltage : 110/220V AC 50/60 Hz. (±10%), 24V DC. Consumption : ~28W at stand-by, max ~50+50W (varies according to the options and accessories used).
Operating Modes	System operates bi-directionally (entry-exit). Operating modes can be adjusted through the buttons and screen on the control card. Entry - exit controlled Entry controlled, exit free Entry free, exit controlled Single input both directions use Entry - exit free
Operating System	Electromechanical manual operation (opt. electromechanical motorized operation).
Control System	All functions, parameters and operating modes can be adjusted through the buttons and screen on the control card. All inputs are opto-coupler protected. Controllable by dry contact (ground control). Compatible with all kinds of access control device. Optional RS232, RS485 or TCP/IP module is available.
Flow Rate	Passage capacity (manual) : max. 100 cycle/min. Nominal : ~50 pass/min. Passage capacity (motorized) : max. 68 cycle/min. Nominal : ~36 pass/min. (nominal passage rate can change depending on the access control system utilized)
Emergency Mode	System allows free passage (entry-exit) in both directions (fail safe). Works compatible with fire warning and similar systems. At the end of an emergency situation, system returns to its normal operating mode.
Power-off Situation	System allows free passage (entry-exit) in both directions (fail safe). Optionally, can be set (fail secure) as; entry-exit locked, entry free-exit locked, or entry locked-exit free. Free passage in chosen direction by manual override key in fail secure option is available.
Weight	~250 kg
Optional Features and Accessories	Motor driven unit, wireless remote control (receiver-transmitter), manual control, manual override key (with fail secure option), counter (with/without reset), card reader mounting bracket, passage completion sensor, contactless passage sensor (for motorized models), heater positive, bottom plate (standard or for forklift handling), battery back-up, 316 grade stainless steel, RS232-RS485-TCP/IP modules, limiter, different color choices.