

PARKING SYSTEMS


PKX

Exit Terminal

PKX entry and exit terminals, which are part of our 'open platform', feature a 7-inch screen for high visibility in a panoramic format, as well as an issuance autonomy of more than 5,000 tickets at the entry terminals.

They have been designed with simplicity and ease in their structure and configuration, so that they can operate without interruption, requiring minimal maintenance.

Their compatibility with the most advanced version of our PMS LINCE 7 allows the configuration of any operating mode, from the most traditional, with ticket issuance, to scenarios with dynamic entry and exit - ticketless and free-flow.



PC TECHNOLOGY

Greater versatility



HIGH EFFICIENCY

High performance adapted to any budget



HIGH VISIBILITY

7" TFT display in widescreen format



MONITORABLE

Remote management

DYNAMIC ENTRY

Without stopping



QR TECHNOLOGY

Integration with 3rd Party and APPs



LOW MAINTENANCE


Ongoing operation



CAME 
PARKARE

CAME.COM/PARKARE

STANDARD COLOURS

 5368A0837

 RAL 9005

Available in a wide range of colors that can be fully customized for each customer according to the RAL color chart.

TECHNICAL DATA

Operating Temperature (°C)	0 ÷ 55
Operating Temperature with heater (°C)	-20 ÷ 55°C / -40 ÷ 55 (with insulation)
Power Supply (VAC)	100 ÷ 120 / 200 ÷ 240
Input Frequency (Hz)	50 ÷ 60
Max. Power Consumption (W)	120 / 270 with heater (typical power: 60)
Dimensions (H x W x D) (mm)	1095 x 270 x 325
Storage Temperature (°C)	-25 ÷ 50
Average Product Life in Storage (years)	7

FEATURES

Some of the components/devices may be optional.

USER INTERFACE

- 7" widescreen display.
- Multi-language operation.
- Sleep mode for low power consumption.

COMPONENTS

- Embedded PC based on x86 architecture with SSD storage.
- Internal ventilation system.
- Heating system.
- RFID proximity card reader for subscriber control and integrated QR reader.
- IP intercom based on SIP protocol for communication with the central office.
- Pinhole camera for facial image capture.

COMMUNICATIONS

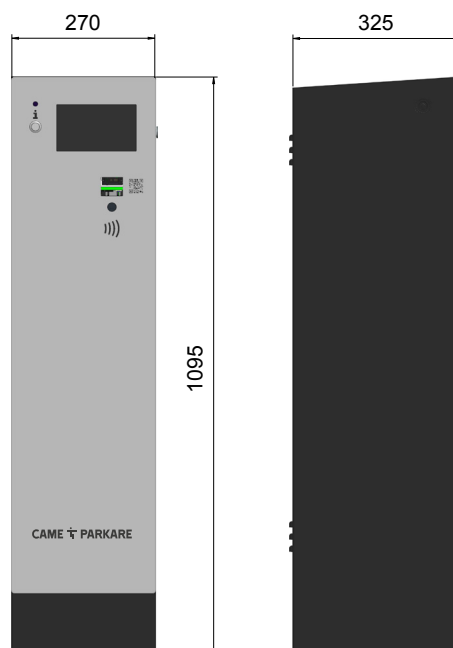
- Ethernet communications protocol (TCP/IP).
- Barrier controlled via GPIO and/or IP intercom.

EXTERNAL FINISH AND SECURITY

- 1.5 mm AISI 430 stainless steel housing, polyester powder-coated and oven-dried, suitable for outdoor use.
- Single side door.

OTHER FEATURES

- Self-adjusting vehicle presence detection:
 - Single (passenger cars)
 - Double (passenger cars and motorcycles)



CAME PARKARE - July 2025. This document has been created by the Came Parkare Group, S.L. for information purposes only and may be modified without prior notice. Its content may under no circumstances be deemed contractual or binding. Any full or partial reproduction is prohibited. Ver.01